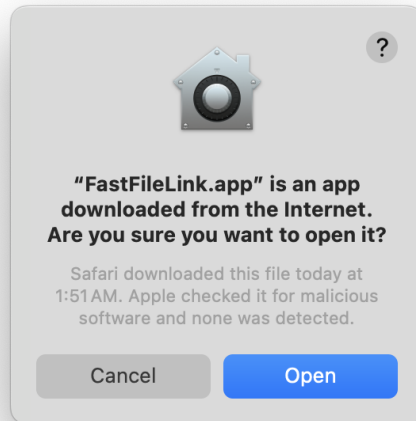


Mac

Download from the Internet warning

When you open FastFileLink.app for the first time after downloading it from the Internet, macOS may show a dialog.



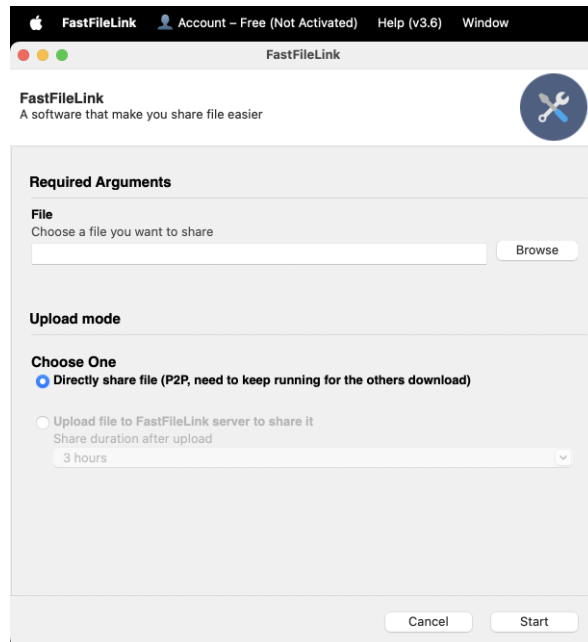
This is a normal macOS security feature called Gatekeeper. It appears whenever you launch an application that was downloaded outside of the Mac App Store for the first time. As long as you downloaded FastFileLink.app from our official website, you can safely click Open to continue.

After the first launch, macOS will remember your choice and you will not see this warning again.

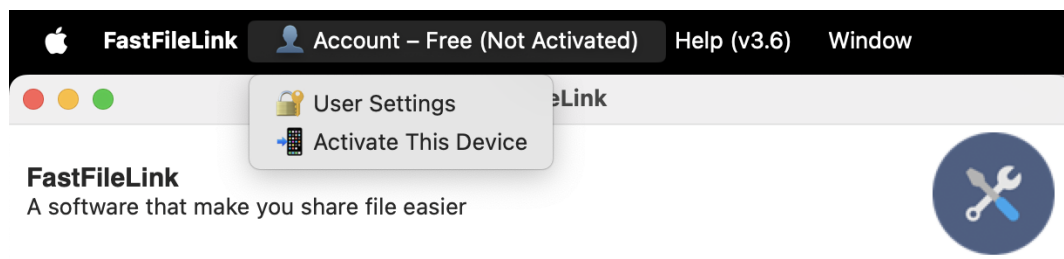
Mac device activation process (For people who have purchased our plan)

When you open FastFileLink.app for the first time after downloading it from the Internet, macOS may show a dialog.

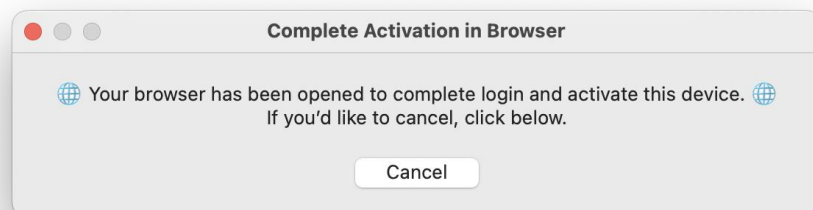
Step 1. Open **FastFileLink.app** and you will see a menu bar on the top left side.



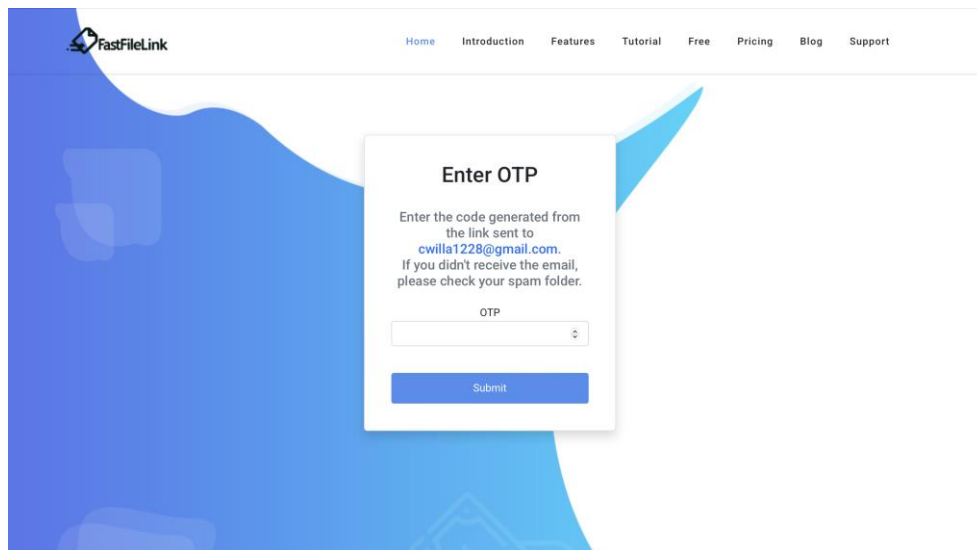
Step 2. Click on the **"Account – Free (Not Activated)"** and you will see **"Activate This Device"**.



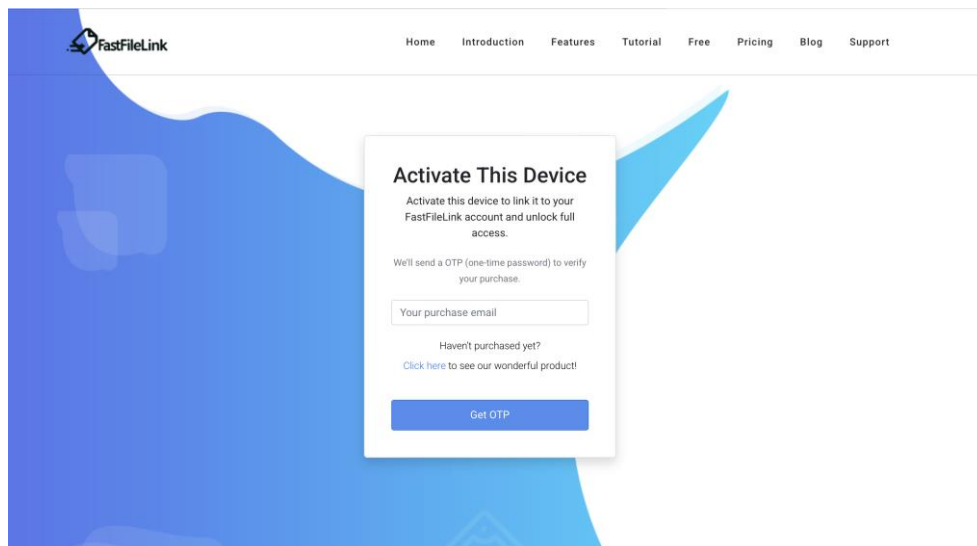
Step 3. Click **"Activate This Device"** and a window will pop up informing you that we are going to complete the activation process in your browser, and the browser will also open automatically.



Step 4. Follow the instructions shown in your browser to finish the activation process.

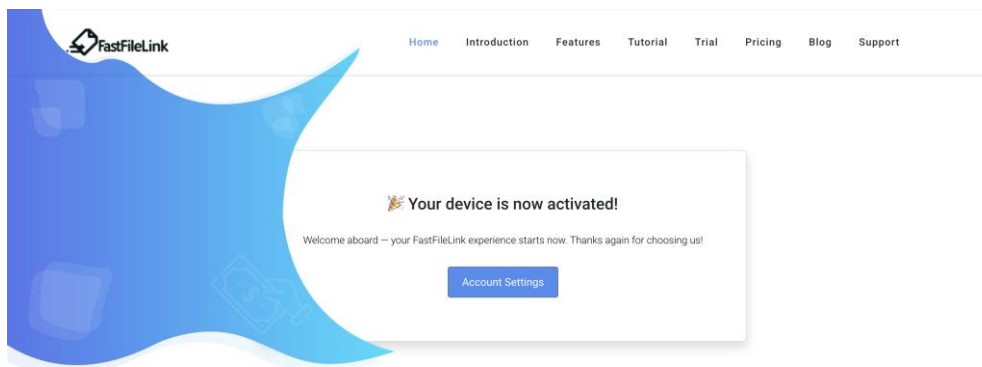


The screenshot shows the FastFileLink website with a blue abstract background. A white modal box titled "Enter OTP" is centered on the screen. The modal contains the following text: "Enter the code generated from the link sent to cwilla1228@gmail.com. If you didn't receive the email, please check your spam folder." Below the text is a text input field labeled "OTP" and a blue "Submit" button. The website's navigation bar at the top includes links for Home, Introduction, Features, Tutorial, Free, Pricing, Blog, and Support.



The screenshot shows the FastFileLink website with a blue abstract background. A white modal box titled "Activate This Device" is centered on the screen. The modal contains the following text: "Activate this device to link it to your FastFileLink account and unlock full access. We'll send a OTP (one-time password) to verify your purchase." Below the text is a text input field labeled "Your purchase email". Below the input field is the text "Haven't purchased yet?" followed by a blue link "Click here to see our wonderful product!". At the bottom of the modal is a blue "Get OTP" button. The website's navigation bar at the top includes links for Home, Introduction, Features, Tutorial, Free, Pricing, Blog, and Support.

If successful, you will see the **"Your device is now activated"** page. You can then continue to use the app as a PLUS user.



The screenshot shows the FastFileLink website with a blue abstract background. A white modal box is centered on the screen. The modal contains the following text: "🎉 Your device is now activated! Welcome aboard — your FastFileLink experience starts now. Thanks again for choosing us!" Below the text is a blue "Account Settings" button. The website's navigation bar at the top includes links for Home, Introduction, Features, Tutorial, Trial, Pricing, Blog, and Support.